

Standard Castle Pines Village Mailbox for Custom Estate Lots

- Mailbox – Pre-finished Metal by Janzer Corporation
Model – Accent Color – Taupe
- Address Numerals
3”High Black Reflective Vinyl Numerals in Times New Roman Font
- Replacement Flags
Available at Castle Pines Homes Association
- Mailbox installation: Postal Service requests placement 6 feet to left or right of the driveway and 34 inches off the street. Mailbox is to be 40 inches above finish grade.

Do It Yourself Mailbox Repair and/or Replacement*

- Mailbox - Denver Hardware - 303.292.3550
3200 Walnut St., Denver, CO 80205
- Post and Supports – Split Rail Fence Company – 303.791.1997
8065 Brandon Drive, Highlands Ranch, CO 80126
- Address Numbers – Check with Castle Pines Homes Association for current source
- Replacement Flags – Castle Pines Homes Association – 303.814.1345

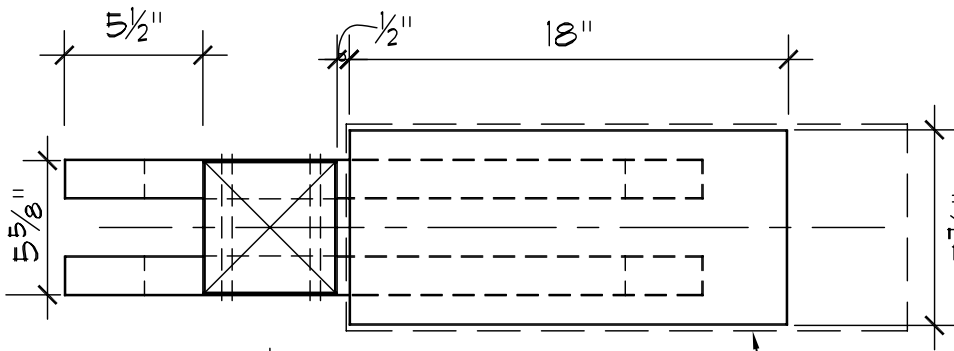
*Mailbox must adhere to design and installation specifications (see attached drawing)

Professional Installation Including Mailbox Procurement

- Peaks to Plains Home Repair & Construction – 303.955.7526 (Mark Davis)
- Robert’s Home Repair – 303.688.1434



CASTLE PINES VILLAGE™

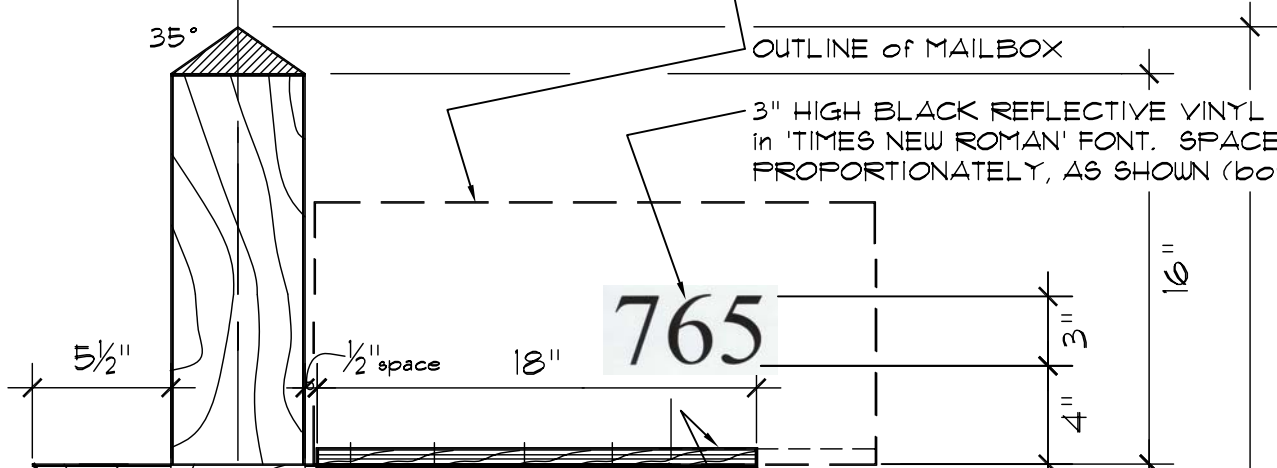


Top View

OUTLINE of MAILBOX

3" HIGH BLACK REFLECTIVE VINYL NUMERALS in 'TIMES NEW ROMAN' FONT. SPACE PROPORTIONATELY, AS SHOWN (both sides).

765



PLYWOOD SHELF

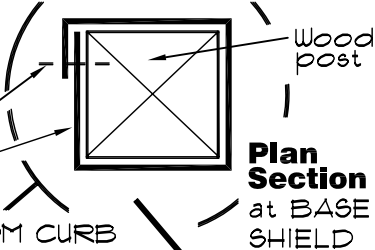
(2) SUPPORT ARMS

POST and SUPPORT ARMS TO BE ROUGH SAWN CEDAR.

SOLID 6x6 WOOD POST

OPTIONAL COPPER BASE SHIELD - EXTEND 1/2" BELOW FINISH GRADE

Side View



Plan Section at BASE SHIELD

2'-10" BACK FROM CURB or EDGE OF ASPHALT

Grade Line

8" WIDE x 26" LONG .0216" THICK 16 OZ. SOFT COPPER SHEET. WRAP AS SHOWN and FASTEN WITH (3) 1" RING BARB COPPER NAILS on BACKSIDE.

40" Bottom of Mailbox to Grade

1'-0" Overall Post

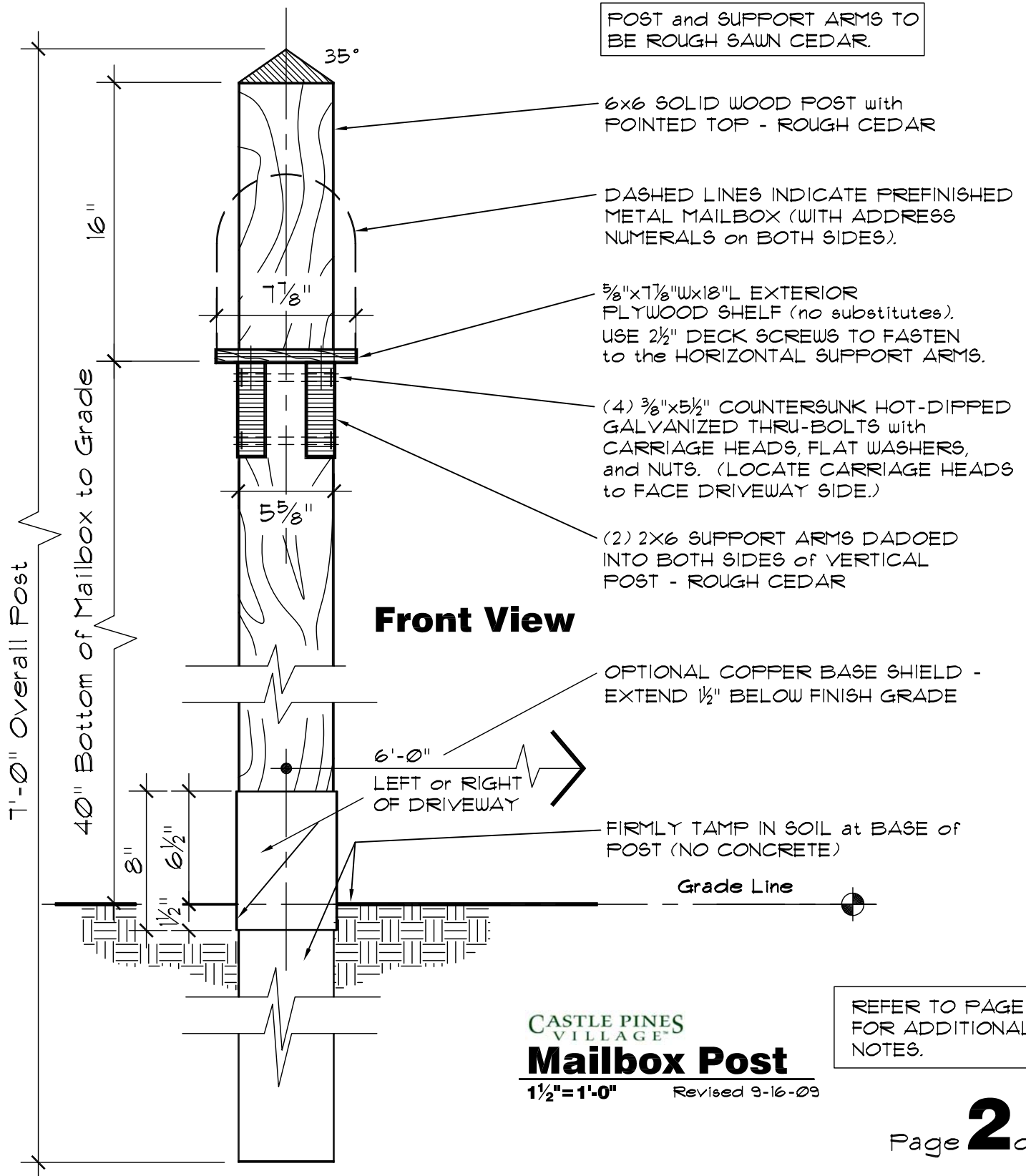
Mailbox Post

1 1/2" = 1'-0"

Revised 9-16-09

Notes:

1. CONTACT the CASTLE PINES HOMES ASSOCIATION at 303-814-1345 WITH QUESTIONS or REGARDING JANZER MAILBOX REPLACEMENT FLAGS.
2. PREFINISHED METAL MAILBOX by JANZER CORPORATION. Model: ACCENT Color: "TAUPE"
3. LEAVE ROUGH-SAWN CEDAR UNTREATED, TO WEATHER WITH TIME.
4. THE MAILBOX SHALL NOT BE ILLUMINATED.
5. ANY VARIATIONS FROM THE STANDARDS SHOWN MUST BE SUBMITTED to the DESIGN REVIEW COMMITTEE PRIOR TO INSTALLATION.



CASTLE PINES VILLAGE™
Mailbox Post
 1 1/2" = 1'-0" Revised 9-16-09

REFER TO PAGE 1 FOR ADDITIONAL NOTES.